

# Downloading to **nook** Color or Tablet

## Before you begin:


- Sign up for an [Adobe.com](https://www.adobe.com) account and have your account login info at hand.
- Download the **OverDrive Media Console** app available for free in the Barnes & Noble shop.

1. Tap on **Web** and go to [library.loudoun.gov](http://library.loudoun.gov).
2. Tap on **eBooks** in the orange banner on the top right.
3. Tap on the box on the left that says **OverDrive**.
4. When the smaller window pops up, click on the OverDrive logo again.
5. You may now browse or search for books.



## Search tips:

- To limit your search to titles currently available for checkout, click the magnifying glass icon. Beneath the Search field, tap the link for **Advanced Search**. Enter your desired search terms, then tap the check box next to **Show only titles with copies available** before tapping **Search**.
  - On your NOOK Color, formats you can use are EPUB eBooks or MP3 eAudiobooks.
6. Select your book by tapping the large cover image. When the next page loads, click the blue **Borrow** button.
  7. Enter your LCPL library card barcode number when prompted.



### Blood, Bones & Butter

The Inadvertent Education of a Reluctant Chef  
by Gabrielle Hamilton




Borrow

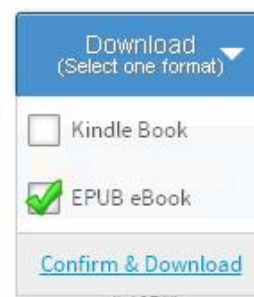
NEW YORK TIMES BESTSELLER Before Gabrielle Hamilton opened her acclaimed New York restaurant Prune, she spent twenty hard-living years trying to find purpose and meaning in her life. Blood, Bones &...

More...

Add to Wish List



Blood, Bones & Butter  
Gabrielle Hamilton



8. Tap the dropdown arrow in the blue **Download** button to the right of the book cover, choose the **EPUB eBook** format, then tap **Confirm & Download**. When you do this the first time, the device will require that you input your Adobe account information. You will then need to go back to the web page and download the title a 2<sup>nd</sup> time.
9. Open the Overdrive Media Console app and enjoy your book!

## To return eBooks early or to remove them from the device:

- Open the OverDrive app and go to the **Bookshelf**.
- Tap the plus sign, then tap **Return/Delete**.

